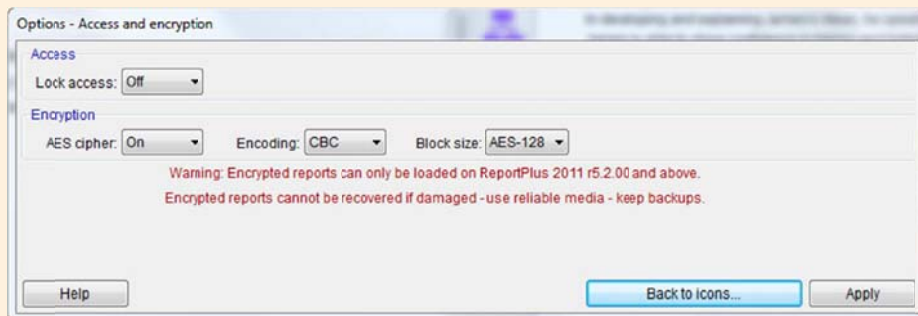


Encryption

ReportPlus allows files to be encrypted using AES encryption. AES is an industry class cipher algorithm and is good balanced between speed and security – it is the encryption standard adopted by the U.S. government.



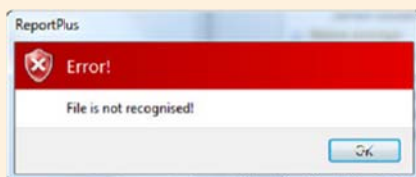
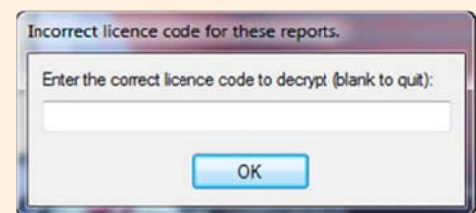
Encryption can be turned on by going to options and clicking on the 'Access and encryption' icon. A screen that has various settings will appear:



To use encryption, all you have to do is flip the AES Cipher option from 'Off' to 'On'. With the AES cipher turned on, any future reports and backups will encrypted – even if sent over the Internet.

Do I have to remember or enter any passwords?

As long as you are validated using the same licence code as the person who originally saved the encrypted reports, then no. If the licence you are using is not the same as the one that originally saved the reports then you will be given the chance to enter the correct licence name when the reports are loaded.



What if I try to load encrypted reports file into an old version of ReportPlus?

To load encrypted reports, you must have ReportPlus 2011 r5.2.00 or above. If you are using an earlier version then you will get a file not recognised error.

Options:

The options allow the user to vary the strength of the encryption cipher. Although the default options should be sufficient for most users, here is brief description of their use:

Encoding: The encoding option can be used to switch between CBC (Cipher Block Chaining) and ECB (Electronic codebook) forms of encoding. CBC is the stronger of the two encoding methods.

Block size: The block size can be used to change the number of 'bits' used as the encryption 'key'. You can choose from 128, 192 or 256 bits – the higher the number, the stronger the encryption.